






PVC FLUSH MANIFOLD

LEGEND	
	WASTEFLOW HEADWORKS WITH VORTEX FILTER AND FLUSH VALVES
	AIR/VACUUM BREAKER
	PRESSURE REGULATOR
	CHECK VALVE



AIR/VACUUM BREAKER
(PLUMBED TO GEOFLOW DRIPLINE AT EACH HIGH POINT)

GEOFLOW WASTEFLOW DRIPLINE

SLOPE →

USE CHECK VALVE TO DRAIN SUPPLY MANIFOLD

USE PRESSURE REGULATOR WITH WASTEFLOW CLASSIC (NOT REQUIRED WITH PC)

PVC SUPPLY MANIFOLD

603B

GEOFLOW "END FEED" – FREEZING CONDITIONS LAYOUT

Not To Scale